

Your visit to...

LEEDS *city* MUSEUM

Visual Access
Guide



Leeds
CITY COUNCIL



Supported using public funding by
**ARTS COUNCIL
ENGLAND**

When you visit Leeds City Museum, there are lots of things to:



Hear



See



Touch



Smell

This resource aims to guide you around the museum. It can be used before your visit or during your visit. The symbols above will be used throughout the guide to describe the spaces in our galleries.

We also have a Sensory Map, Accessibility Guide and Visual Story that you can look at before your visit.

Leeds City Museum is a museum for everyone. You do not need a ticket to enter.

People that work at Leeds City Museum who you might see walking around are called Visitor Assistants.

They can give you directions, tell you what you can find in the galleries and point you towards quiet spaces.

They wear black and white uniforms and green lanyards.



3

-  Ancient Worlds
-  Special Exhibition
-  

2

-  The Leeds Story
-  Community Galleries
-  Toddler Town
- 

1

-  World View
-  Learning Centre
-  Brodrick Hall
-  Collectors Cabinet
-  Shop
-  

G

-  Museum Entrance

LG

-  Life on Earth
-  Café
-  Denny Room
-  Thoresby Room
-  Jubilee Room
-  



When you arrive at Leeds City Museum, you can:



See Millennium Square.



Hear birds, people talking, or noise from cars.



Smell food from the cafe.



To enter Leeds City Museum, you can:

Use the ramp on the left side of the building.



Use the stairs at the front of the building.



Use the cafe doors on the right side of the building.



On the Ground Floor, you will:

Be greeted by a Visitor Assistant who will explain how to navigate the museum.



You will see a set of stairs.



You may hear people talking.



Lifts

There are lifts on every floor of the museum. They are located near the staircases. Sometimes, it can take a while for the lift to arrive.



Lower Ground Floor



When you walk downstairs from the Ground Floor you will get to the Life on Earth Gallery.

This gallery gives you information about animals and plants.



You may hear animal noises and people talking.



You can touch some of the displays.



Lower Ground Floor



On the left of the stairs, you can find the Denny Room and Thoresby Room.

These rooms are used for events.




You may hear people talking in these rooms.



You may see tables and chairs in these rooms.



Lower Ground Floor



On the right of the stairs, you can find the toilets and the Cafe.



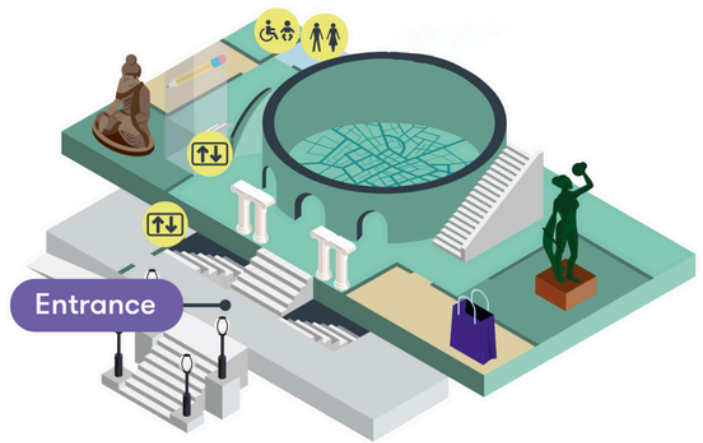
You may smell food that people are eating.



You may hear people talking.




First Floor



You can take the lift or stairs up to the first floor.

On the first floor, you will find the Voices of Asia gallery, Learning Centre, Brodrick Hall, Gift Shop and Collectors Cabinet.



You may see children walking around.



You may hear people talking.



The Brodrick Hall is in the centre of the floor. Sometimes, there are events in this room.



You can see a big map of Leeds on the floor.



The Voices of Asia gallery is on the left side of this floor. It celebrates Asian migrants in Leeds.



You may hear videos and music playing in this gallery.



The Learning Centre is on the left side of this floor. School workshops and craft activities take place here.



You will see a craft room, a cloak room and the toilets.



The Gift Shop is on the right of this floor.



You can touch lots of souvenirs.



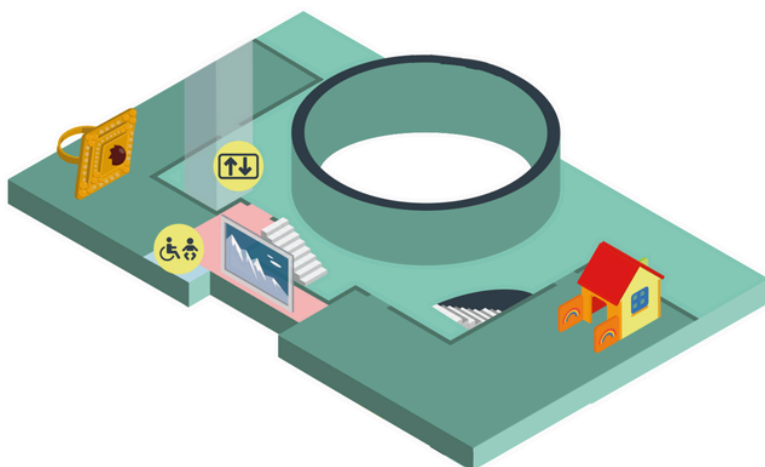
Collectors Cabinet is on the right of this floor. It displays objects that collectors in Leeds own.



You can see artefacts in big cases.




Second Floor



You can take the lift or stairs up to the second floor.

On the second floor, you can find the Leeds Story gallery, the Community Corridor and Toddler Town.



You may see people walking around.



You may hear people talking.



In the Leeds Story, you can learn about the history of Leeds.



You will hear noises from videos playing in the gallery.




In the Community Corridor, the displays change every few months.



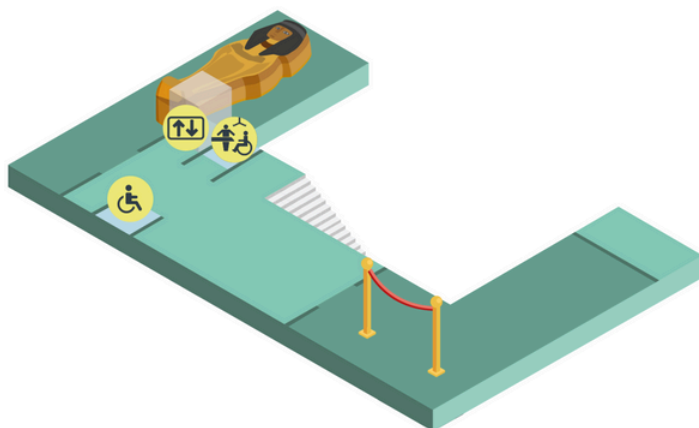
Toddler Town is a small play area inside this gallery.



You may hear children playing. .




Third Floor



You can take the lift or the stairs to the third floor.

On the third floor, you can find the Ancient Worlds gallery and the Special Exhibitions gallery.



You may see people walking around.



You may hear people talking.



The Special Exhibitions gallery is on the left of this floor. This gallery changes twice a year.



You may be able to touch some of the displays.



The Ancient Worlds gallery is on the right of this floor. This gallery displays Egyptian, Greek and Roman objects.

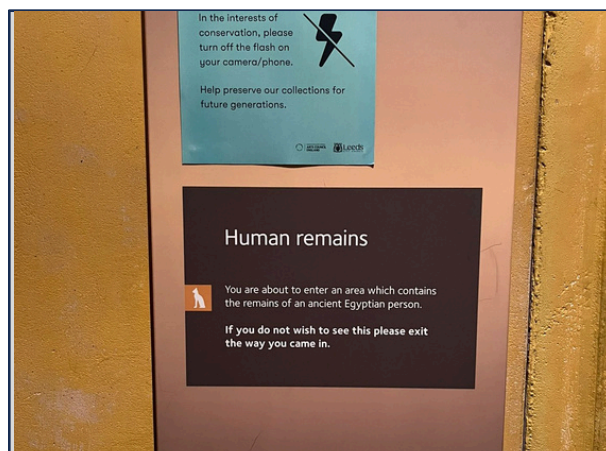


It can be quite dark in this gallery.



There are the human remains of a mummified person in this gallery.

You can choose whether you want to see them. There are signs that tell you where these remains are.



To exit Leeds City Museum, you can:

Take the lift or stairs to the ground floor.

Use the ramp or stairs to get to the street outside.

Thank you for visiting!

